

# Missanabie Cree First Nation

## Mail-In Vote Instructions



### DEAR VOTER

As a Member of Missanabie Cree First Nation, you are entitled to vote, provided you will be at least 18 years of age on the Official Voting Date of Tuesday May 13, 2025. To assist you in casting a vote by mail-in ballot, please find enclosed:

- ✓ a ballot, initialed on the back by the Ratification Officer;
- ✓ a secrecy envelope marked with the word "BALLOT";
- ✓ a Voter Declaration envelope; and
- ✓ a prepaid return envelope, addressed to the Ratification Officer.

### IMPORTANT

Carefully follow the steps below to ensure that your ballot is valid and will not be rejected. Every line on the declaration envelope must be completed. Please ensure that both you and the witness sign the document. If you choose to vote in person or electronically, your mail-in ballot will not be counted.

### MAIL-IN VOTING STEPS

1. Mark the ballot by placing an "X" in the box to clearly indicate your response to the question stated on the ballot.
2. Fold the ballot in a manner that conceals the question and any marks, and exposes the Ratification Officer's initials on the back;
3. Enclose and seal the ballot inside the envelope marked with the word "BALLOT";
4. Enclose and seal the "BALLOT" envelope inside the Declaration envelope;
5. Complete and sign the outside of the Declaration envelope in the presence of a witness who is a least 18 years of age. **Both you and the witness must sign the Declaration envelope;**
6. Enclose and seal the witnessed Declaration envelope in the prepaid return envelope; and
7. Deliver the sealed return envelope to the Ratification Officer by mail, courier or hand delivery. **The mail-in ballot package must be received by the Ratification Officer no later than 8:00 p.m. on May 13, 2025.** Note that ballots received after the close of the polls will not be counted.

### ASSISTANCE





If you need any assistance to complete your mail-in ballot or have questions, please contact:

Vaughn Johnson, Ratification Officer  
Telephone: (906) 379-8796  
Email: [vaughn\\_johnston@hotmail.com](mailto:vaughn_johnston@hotmail.com)



# Guide to Digital Voting

You will need the following:

-  A personal email address
-  Your date of birth
-  Your status or citizenship number
-  Voting pin number (will be sent to your email)

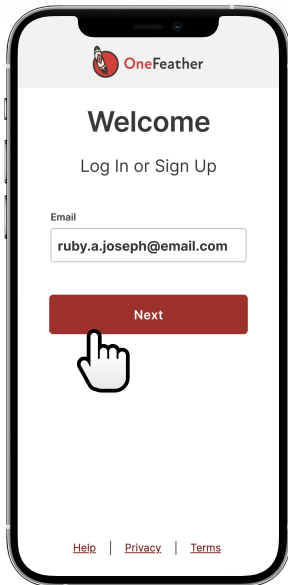
Scan the QR code to get started →



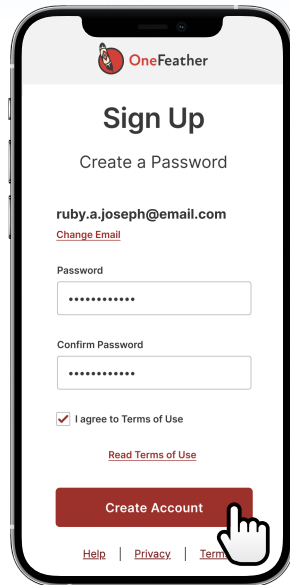
Or go directly to [members.onefeather.ca](https://members.onefeather.ca)

## First, you'll need to create and confirm your OneFeather account

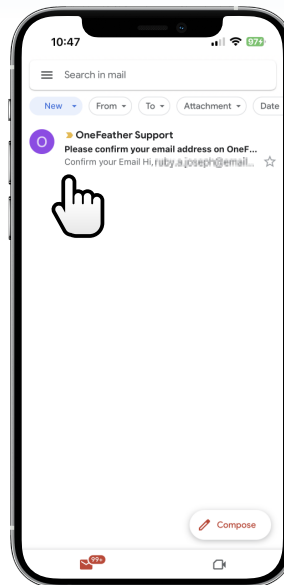
1 Enter your personal email



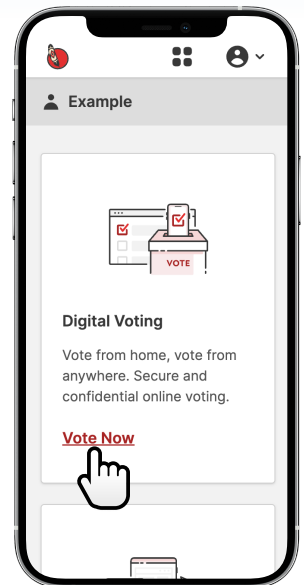
2 Create a password



3 Check your email & confirm

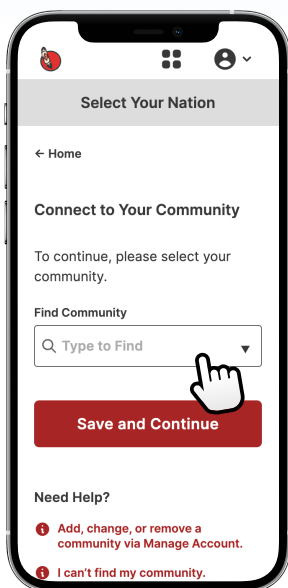


4 Click on Digital Voting

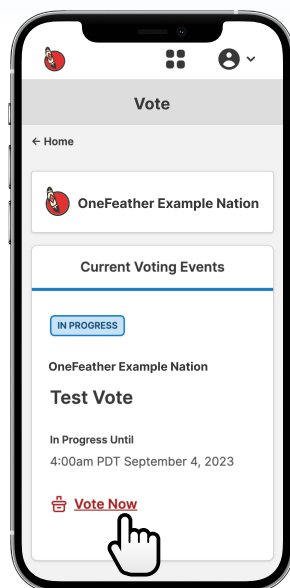


## When you're ready to vote, it's easy and secure

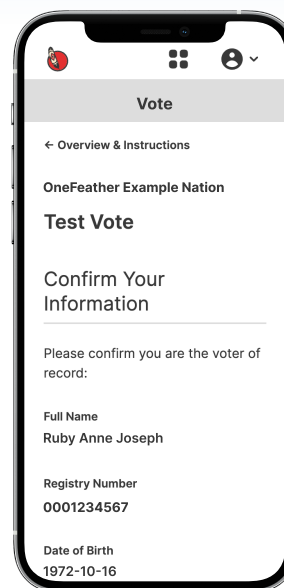
5 Connect to your Nation



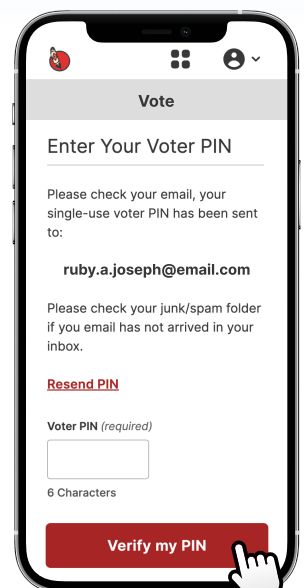
6 Find the voting event



7 Confirm your information



8 Enter the PIN emailed to you



[support.onefeather.ca](https://support.onefeather.ca)

[voterhelp@onefeather.ca](mailto:voterhelp@onefeather.ca)

1-855-923-3006 (toll free)

250-384-8200 (office)

Phone support is available Monday - Friday, 9:30am to 4:30pm PST

Please leave a message if we're unable to take your call.